

NEW



**AGRI LOADALL** | 531-70/535-95/536-60/536-70LP/536-70/541-70

Gross power: 81kW/109hp – 108kW/145hp | Lift capacity: 3,100kg – 4,100kg | Lift height: 6.2m – 9.5m





# A Proud Agricultural Heritage

Since 1977 JCB have revolutionised material handling within the agricultural sector. JCB developed the first dedicated agricultural telehandler that transformed loading, lifting, placing and moving bulk material.

Today, JCB continue to revolutionise the industry by introducing the AGRI Pro with the new DualTech Variable Transmission (VT), the world's first 2-in-1 transmission, designed specifically for agricultural telehandlers. The DualTech VT combines the superior high-speed efficiency and towing ability of a JCB Powershift Transmission with the low-speed control advantages of hydrostatic drive.

JCB Loadalls cater for every farming requirement – Farmers can choose between the AGRI, AGRI Plus, AGRI Super and new AGRI Pro models. All variants have a number of renowned machine innovations, such as our Smart Hydraulics package that combine with differing gearbox or engine options designed to give you the best machine for your farm.

Putting it simply, since 1977 the JCB agricultural telehandler has evolved to answer a simple requirement of the farming community, move more material for less money in the quickest possible time. That is why, if you are looking for a true agricultural telehandler, there is only one.







JCB

JCB

Q-FIT

# SMART TECHNOLOGY FROM JCB.

## JCB'S SMART HYDRAULICS PACKAGE IMPROVES CYCLE TIME BY 19% WHILE DELIVERING A 15% REDUCTION IN THE AMOUNT OF FUEL CONSUMED.

### Introducing JCB Smart Hydraulics.

JCB's Euro Stage IV/Tier 4 Final AGRI Loadalls are enhanced by JCB's new Smart Hydraulics package. High flow auxiliaries and a seat-mounted servo joystick brings improved comfort and productivity. These features are in addition to JCB's unique regenerative hydraulics system which improve cycle times by up to 19%, while delivering a 15% reduction in the amount of fuel used to move the same amount of material.

Also part of the Smart Hydraulics package are end-of-stroke damping on boom lift and retraction, and a new 'auto' mode for the boom's SmoothRide System (SRS). The Bucket Control System eliminates the need for an operator to make repeated joystick movements, whilst changing attachments is also easier thanks to an auxiliary hydraulics venting valve, operated by a button in the cab.



### Regenerative hydraulics.

1 Making the most out of every drop of precious fuel, gravitational forces are harnessed to make boom lowering and retract more energy efficient and productive.



### Auto bucket control.

4 JCB's auto bucket control technology makes it easier to meter out or fully empty material from your bucket or manure fork via a feature button on the joystick.



### Hydraulic auxiliary venting.

2 The cab boasts a pressure release button for front and rear hydraulic services ensuring quick and safe changeover of attachments.



### High flow auxiliary.

5 This option increases the auxiliary power for greater productivity on attachments demanding high flow. This feature also helps to keep the hydraulic oil cooler.



### Boom end damping.

3 Improved material retention and smoother cycle work with boom end damping on lift and retract.



### Optional Auto SmoothRide System.

6 Auto SRS engages at speeds of over 2.5mph. This improves load retention and when travelling at speed on roads and fields.





# ULTIMATE PERFORMANCE, ULTIMATE PRODUCTIVITY.

DESIGNED TO MEET AGRICULTURAL DEMANDS, JCB'S LATEST AGRI LOADALL RANGE OFFERS UNPARALLELED PRODUCTIVITY, COURTESY OF SMART HYDRAULICS, SUPERLATIVE PERFORMANCE, VERSATILITY AND EFFICIENCY. EXACTLY WHAT YOU'D EXPECT FROM THE WORLD'S NO. 1 TELEHANDLER MANUFACTURER.

JCB's new efficient EcoMAX Tier 4 Final/Stage IV engine produces its power and torque at low engine speeds for great responsiveness, and our wide range of Loadall models means you can find the perfect machine for your requirements.

Auto Smoothride System (SRS) engages at speeds of over 2.5mph/4kph. This improves load retention and comfort (and, in turn, productivity) when travelling at speed on roads and fields. The system can be manually engaged with the boom in any position.



## A revolutionary transmission.

**1** When it comes to productivity, the new JCB AGRI Pro provides the best of hydrostatic and Powershift gearboxes in one transmission, improving cycle times massively by up to 25% when handling and 16% when towing on the road, compared to competitor machines.

## A productive machine.

**2** A JCB AGRI Loadall is extremely manoeuvrable; the compact wheelbase and large steering lock angles save you valuable time on the farm, especially where space is limited.

**3** 4WD is standard, so traction is assured at all times. 2WD is available at the flick of a switch too, minimising tyre wear and fuel use when roading. For added ease of operation the AGRI Pro offers an automatic changeover from 2WD to 4WD.

For improved performance on difficult terrain, opt for limited slip differential, standard on the AGRI Pro.



**1**



**2**



**3**



**Productive controls.**

**4** AGRI Loadalls have three selectable steer modes. There's two wheel steer, which is ideal for travelling at high speed on the road; four-wheel steer for working in tight spaces; and crab steer for manoeuvring close to walls and farm buildings. Operators can switch modes on the move without having to line the wheels up.

**5** Joystick-mounted manual gear changes means you can shift gears, speed and direction quickly and easily with one ergonomic control. AGRI Super and AGRI Pro models also benefit from automatic gear changes. With the seat mounted joystick solution standard on Super and Pro models this gives great rough terrain performance. Optional on Plus models.

**6** AGRI loadalls are fitted with auxiliary spools as standard, ensuring they can be used with a wide range of attachments, ensuring maximum versatility. The cab now boasts a pressure release button for the front and rear hydraulic auxiliary services too. A constant flow auxiliary fitted as standard with twin auxiliary optional.

**7** High flow pipework gives greater flow to the boom, ideally suited to attachments demanding high flow such as silage defacers and straw spreaders.

**8** The JCB Q-Fit carriage makes attachment changing quick and easy, so choose from our extensive range of attachments to customise any machine for all applications.

A selectable transmission dump on the foot brake provides superb multi-functioning and increased engine speeds during loading or rehandling, whilst the AGRI Pro offers hydrostatic inching capabilities through the brake pedal.



JCB's auto bucket control technology makes it easier to meter out or fully empty material from your bucket or manure fork via a feature button on the joystick. Material is ejected quickly and in a controlled way.



4



5



6



7



## A SOUND INVESTMENT.

WE'VE DESIGNED THE JCB AGRI LOADALL RANGE TO PROVIDE SUPREME EFFICIENCY DURING OWNERSHIP AND AGRICULTURAL OPERATION. ALL MACHINES OFFER SUPERIOR RETURN ON INVESTMENT. WITH GREAT FUEL EFFICIENCY AND UNPARALLELED RESALE VALUE GUARANTEED. LOW RUNNING COSTS ARE A GIVEN.



By producing high levels of power and torque even at engine speeds as low as 1300 – 1400rpm, EcoMAX can provide fuel-efficient matching of transmission and hydraulics.

### EcoMAX efficiency.

**1** The 74hp (55kW), 109hp (81kW), 125hp (93kW) and 145hp (108kW) JCB EcoMAX engines are fitted with a variable speed cooling fan that automatically reacts to ambient temperatures, adjusting fan speed to maximise fuel efficiency and reduce in cab noise levels.

There is only one real test for our industry leading fuel economy – real life customers in real life applications. Over 2.5 million customer machine hours have been monitored to provide real life fuel consumption figures of only 5.97 litres per hour.\*

**2** JCB AGRI Loadalls are products of our Efficient Design programme, the upshot of which is that you can expect up to 18% fuel savings over our Tier 3/Stage IIIA models.

**3** The engine can be remapped to run on lowergrade fuels, which means your machine can be resold across many different territories, with a corresponding boost to residual values.

**4** An LED screen on the dash provides operators with useful information such as efficient running, fuel remaining, fuel used since last fill, and current average fuel consumption figures, with Tier 4 Final/Stage IV this will now also show Diesel Exhaust Fluid (DEF) level, engine hours and additional information.



\* Fuel data is measured by JCB Livelink across 4,267 customer agricultural Loadalls from January 2nd 2014 to September 10th 2015.



## Reducing ownership costs.

5 JCB's innovative Clean Burn technology helps our engines to meet Tier 4 Final/Stage IV regulations without exhaust after-treatments like DPFs. This means, of course, that costly DPF regeneration or costly replacement is never a worry.

Instead, for engines over 74hp (55kW), a JCB Loadall uses a sealed-for life Selective Catalytic Reduction (SCR) system. Among the numerous benefits of this setup is the fact that there's no loss of productivity due to DPF regeneration.

The new JCB AGRI Smart Power Loadall uses a 74hp (55kW) EcoMAX engine, which does not require an SCR system with DEF (Diesel Exhaust Fluid) to meet Tier 4 Final / Stage IV emissions regulations.

6 JCB Loadalls enjoy huge global demand due to legendary productivity, build quality and reliability - resale values have always been correspondingly strong.

7 AGRI Super Loadalls are fitted with TorqueLock in 5th and 6th gears for greater speed, quicker journey times between farm and field, and reduced fuel consumption when roading. High back-off brakes reduce viscous drag during roading and rehandling, which improves fuel economy by up to 2%.

AGRI Pro Loadalls are fitted with direct mechanical drive from 2nd to 4th gears for even greater speed, better towing capabilities and hill climbing and further reduced fuel consumption when roading.



5



6

**Innovative all-new smart regenerative hydraulics helps to make the most of every drop of precious fuel. Gravitational forces are harnessed to make boom lowering and retraction more energy efficient than ever.**



7



# STRENGTH AND DURABILITY.

WE UNDERSTAND THAT AGRICULTURAL WORK CAN BE LONG AND HARD AND IT'S FOR THIS REASON THAT AGRI LOADALLS ARE BUILT TO BE AS TOUGH AS POSSIBLE. USING TOP QUALITY COMPONENTS AND INNOVATIVE MANUFACTURING PROCESSES. YOU CAN THEREFORE EXPECT A LONG AND PRODUCTIVE SERVICE LIFE FROM YOUR MACHINE.

## Tough boom design.

**1** Ultimate strength and durability is assured with large boom overlaps of over 1m. Hydraulic hoses can be vulnerable to damage, so ours are intelligently routed through the boom for maximum protection.

## Built-in protection.

**2** Bonnets are protected from damage by being side-mounted and recessed.

**3** AGRI Loadalls with a lift height of 7m or more come equipped with fold-up rear lights that can be kept clear and well protected from typical farm damage.

**4** Front and top screen roof guards for added protection from falling debris whilst lifting at height are an option.

**5** Heavy-duty axle feet help to absorb the immense stresses generated during continuous heavy loading.



We've fitted a tough inverted U-shaped boom pressing with fully welded closing plates. For extra strength, we've reduced the number of joints and stress points across our integrated boom nose and one-piece closing plate.



The one-piece fully welded chassis maximises strength and minimises weight. For maximum structural rigidity, the boom on an AGRI Loadall is mounted low in the chassis. This guarantees superior over-the-shoulder visibility.






## Durable components.

- 6** The AGRI Loadall range's stringent testing programme has included cold climate testing, high stress loading of the chassis, boom and other key components, as well as repeated transmission use over thousands of typical agricultural work cycles, and prolonged use on our new rolling road facility.
- 7** The centrally mounted lift, tilt and extension rams eliminate boom twisting and are held in place by centrally-mounted keyhole castings for even greater structural integrity.
- 8** At JCB, we make our own hydraulic cylinders, cabs, axles, transmissions and engines – all designed to work in perfect harmony for optimum reliability.



The Tier 4 Final/Stage IV engine builds on the proven success of the JCB EcoMAX platform. Since the start of the engine programme we have achieved over 200,000 hours of testing across the toughest applications and environments.

To provide long-term protection, we dip every AGRI Loadall cab in electrophoretic alloy before painting it.





## A SLICK OPERATION.

FOR AN AGRICULTURAL MACHINE TO PROVIDE MAXIMUM PRODUCTIVITY, IT NEEDS TO BE INTUITIVE AND COMFORTABLE TO OPERATE ACROSS A WIDE VARIETY OF CONDITIONS AND CLIMATES. THE JCB AGRI LOADALL RANGE PROVIDES THE MOST ERGONOMIC WORKING ENVIRONMENT AROUND, WITH FEATURES APLENTY TO HELP KEEP OPERATORS FOCUSED ALL DAY LONG.

### Ergonomic controls.

- 1 For ergonomic, fast and precise control, AGRI Loadalls are fitted with a fully proportional single lever servo joystick control.
- 2 Backlit switches ensure quick and accurate control recognition, even in the dark.
- 3 All operators from novices to experts will find JCB Loadalls easy to use; the cab interior is designed to be intuitive and uncomplicated, with clear instruments and a familiar automotive-style control layout.
- 4 To tailor your Loadall to any driving style, choose the easily adjustable tilting telescopic steering column.





### Comfort and convenience.

The AGRI Pro's DualTech VT automatically switches over from hydrostatic to Powershift allowing the operator to experience the best of the hydrostatic module's smooth directional changes as well as the effortless roading capabilities of the Powershift module.

To keep operators comfortable and focused, our 7-speed fan heater can help create the right working temperature all year round, from the depths of winter to hot harvesting days. Optional air conditioning makes it even easier to find the perfect cab temperature.

For comfort and support during boom operation, our Super and Pro models come with a seat mounted joystick.

6 We now offer front, rear and boom LED worklight options to optimise visibility at night or in other darkened operating areas like outbuildings. We've recently added a useful LED hitch light to our options list too.


7 All-round visibility on an AGRI Loadall is excellent, courtesy of direct glazing and a large roof screen, as well as a low bonnet.

8 We've made it possible to close the upper door from outside thanks to an exterior top door slam latch.

Boom end damping reduces material loss whilst enhancing the smoothness of boom lift and retract.



The aggressive exterior styling of these machines isn't purely cosmetic; the cooling fan airflow is now angled upwards, redirecting airflow through the top of the bonnet reducing dust.





## SAFETY AND SECURITY.

JCB AGRI LOADALLS ARE EQUIPPED WITH A NUMBER OF STRINGENT SAFETY MEASURES TO HELP GUARD AGAINST ACCIDENTS. THERE'S ALSO A HIGH LEVEL OF SECURITY TECHNOLOGY INSTALLED.

### Protecting people.

- 1 Excellent cab access, with three points of contact and ergonomically positioned grab handles and foot step.
- 2 Hose burst check valves on the rams prevent collapse if a hose fails.
- 3 The low boom profile and low boom pivot make for superb rear and all round visibility.
- 4 Adaptive Load Control technology automatically controls hydraulic operation, helping to maintain the longitudinal stability of these machines.
- 5 All our Agri Loadalls are fitted with a reverse alarm as standard.

Depending on territory, our Loadall security system is Thatcham-approved. The package comprises a Cesar Datatag (on UK vehicles), a JCB LiveLink telematics vehicle tracker, and an immobiliser.

The JCB factory-fit immobiliser system can either be activated by a unique key or an optional keypad PIN mechanism. The system automatically arms itself after a set time following engine shutdown.



Accidental operation is a thing of the past with our operator presence switch; this feature prevents vehicle movement whenever drivers leave their seats.






## LESS SERVICING, MORE SERVICE.

THE RIGOURS OF FARMING ARE SUCH THAT A TELEHANDLER NEEDS TO SPEND AS MUCH TIME AS POSSIBLE AT WORK, NOT BEING WORKED ON. SO JCB LOADALLS HAVE LONG SERVICE INTERVALS AND, WHEN MAINTENANCE DOES NEED TO BE CARRIED OUT, IT'S AN EASY AND QUICK PROCESS.

### Maintaining productivity.

- 1 All daily checks and greasing can be carried out at ground level; our optional centralised greasing system makes for quicker and easier servicing.
- 2 It's easy to fill both the diesel and DEF tanks from ground level. The DEF tank has a built-in pre-filter in the filler necks to guard against dirt and contaminants as well as separate keys to prevent cross contamination. Housed inside the DEF tank are DEF quality sensors.
- 3 The batteries are protected by a hinged and bolted door for easy yet secure access.
- 4 A dry lubricant system means our wear pads are extremely durable, with service intervals of 500 hours.
- 5 Every fluid filter (engine oil, hydraulic oil and fuel) is centrally located for fast, easy servicing. The air filter is easily accessed too, and its double-element design simplifies cleaning.





# DRIVE THE REVOLUTION

DUALTECH VT

**INTRODUCING THE WORLD'S FIRST AND ONLY 2 IN 1 TRANSMISSION (HYDROSTATIC AND POWERSHIFT), DESIGNED SPECIFICALLY FOR AGRICULTURAL TELEHANDLERS.**

By combining the superior high-speed efficiency and towing ability of a JCB Powershift transmission with the low-speed control advantages of hydrostatic drive, the AGRI Pro's unique JCB DualTech VT provides the best of both worlds for operators who want maximum efficiency and productivity across a wide range of applications.

Designed specifically for the agricultural industry, the AGRI Pro offers a 25% productivity gain when handling and 16% when towing on the road, compared to competitor machines.

The AGRI Pro model with DualTech VT is available on the following machines, 531-70, 535-95, 536-60, 536-70 and 541-70 and offers a wide range of new features.

The award-winning Loadall has been named machine of the year at the 2017 SIMA Agricultural Show.



### Drive mode.

Fully automatic transmission from 0 to 40kph; harnessing the automatic changeover from hydrostatic to Powershift.



### Eco/Power mode.

Select between Eco mode for smoother and quieter applications or Power mode for arduous conditions.



### Flexi mode.

Provides independent engine speed and ground speed control.



### Auto 2/4 wheel drive.

Switch from 4WD to 2WD at speeds above 19kph and vice versa when moving down to lower speeds.



### Power brakes.

Provide proportional braking throughout the pedal travel, with positional repeatability providing safe, stable stopping.



### Inching function.

Variably cuts off drive, through the first 30% of brake pedal travel, for intuitive multi-functioning during loading and rehandling.







### Hydrostatic drive.

**1** The hydrostatic drive module works in first gear to provide fast response, fine speed adjustment and infinitely variable working speeds up to 19kph through the accelerator pedal.

Flexi mode provides an additional drive mode when a relatively high engine speed is needed for rehandling or to maintain hydraulic oil flow to a powered attachment such as a straw spreader and feeder bucket.

### Powershift drive.

When a Loadall AGRI Pro telehandler's speed exceeds 19kph, whether in the field or on the road, the DualTech VT automatically switches to its Powershift system, using gears 2, 3 and 4 to shift smoothly up to a true 40kph speed.

**2** Direct mechanical drive in 2nd – 4th gear, makes the most of available torque to deliver quick acceleration, strong towing ability and the impetus to maintain speed on road inclines.





# A REVOLUTION IN PRODUCTIVITY

## DUALTECH VT™

**WHEN IT COMES TO PRODUCTIVITY THE AGRI PRO HAS AN ADVANCED POWERTRAIN THAT BRINGS TOGETHER THE PROVEN POWER AND TORQUE OF THE 4.8-LITRE, JCB ECOMAX ENGINE AND THE EXCLUSIVE NEW DUALTECH VT.**

The JCB AGRI Pro features the full Smart Hydraulics package as standard, which combined with the DualTech VT, improves cycle times by up to 25% when handling and 16% when towing on the road, compared to competitor machines.

**1** Flexi Mode: This enables the operator to use the throttle pedal as a speed controller whilst setting engine speed and maximum forward speed independently for maximised efficiency and ease of use when rehandling or to maintain constant flow for hydraulically demanding attachments.

**2** Power Mode: This provides an extra boost for arduous applications and provides more responsive direction control, acceleration and deceleration. Perfect for when the jobs needs to be done fast.

**3** AUTO 2/4WD: This feature will switch the JCB AGRI Pro from 4WD to 2WD at speeds above 19kph and vice versa when moving down to lower speeds. 2WD is driven to the rear axles for better traction when towing.





A REVOLUTION IN

# EFFICIENCY

DUALTECH VT

THE NEW JCB AGRI PRO USES DUALTECH VT TO FULLY EXPLOIT THE POWER AND ECONOMY POTENTIAL OF THE JCB ECOMAX T4 FINAL ENGINE. COMBINED WITH JCB SMART HYDRAULICS, A MASSIVE 15% REDUCTION IN THE AMOUNT OF FUEL BURNED TO MOVE THE SAME AMOUNT OF MATERIAL VS THE COMPETITION.



**1** Direct mechanical drive in gears 2-4, up to 40kph, reduces engine power losses through the transmission.

**2** ECO Mode: This allows the machine to use less engine revs and consequently less fuel with quieter running, during applications where the full power potential of the engine does not need to be utilised.

**3** Unique Smart Hydraulics makes the most out of every drop of precious fuel. Gravitational forces are harnessed to make boom lowering and retract more energy efficient.

The industry's most efficient engine. A 4.8-litre 108kW/145hp Tier 4 Final/Stage IV JCB EcoMAX with variable geometry turbo, as standard provides increased performance at low engine speed for improved cycle times and tractive effort.



# A REVOLUTIONARY DRIVING EXPERIENCE

## DUALTECH VT

**WHEN THE CAB IS YOUR OFFICE AND GREATER COMFORT AND CONTROL EQUALS GREATER PRODUCTIVITY, THE ULTIMATE TELEHANDLER HAS OF COURSE, THE ULTIMATE DRIVING QUALITIES. THE JCB AGRI PRO FEATURES THE HIGHEST LEVELS OF COMFORT, EASY OPERATION AND CONTROLLABILITY YOU WILL FIND.**

DualTech VT gives smoother and easier operation with automatic gear changes all the way from 0 to 40kph and back down again.

- 1 High spec cab for ultimate comfort and driving experience with fully adjustable suspension seat and steering column. Excellent air flow, ventilation and demisting. Single-lever, seat mounted servo control with proportional auxiliaries are quick, easy and comfortable to use.
- 2 DualTech VT reduces the need to use the brakes when rehandling. The new power brakes also feature an inching function which variably cuts off drive for intuitive multi-functioning during loading and rehandling.
- 3 High intensity 10x LED work lighting package provides 360 degree illumination plus superior vision in low light. The LED package includes cab mounted work lights, boom lights, hitch lights as well as interior light, number plate light, plus the option of LED road lighting.





## ATTACHMENTS.

FROM FORKS AND SHOVELS TO SPECIALISED AGRICULTURAL ATTACHMENTS, OUR GENUINE JCB ATTACHMENTS RANGE CAN BE PERFECTLY MATCHED TO ANY APPLICATION.



### Shear grab.

Designed to cleanly cut grass and maize silage from the clamp, these units feature hardox or forged tines, a heavily reinforced construction and powerful action. The serrated front blades are individually replaceable to minimise repair costs.



### Agricultural shovel.

High quality steel design with optional drilled toeplates to allow for additional bolt-on plates. Lightweight Domex material for maximum durability and productivity.



### Multishovels.

Intelligent design and rigorous testing has ensured that these multishovels are tough enough to withstand many hours of hard work. As part of the JCB extensive testing process our prototype units have been put to work on multiple UK and European working farms.



### Bucket brush.

High strength Domex steel means that our new bucket brush range is both hard wearing and built to last. A versatile tool which can be used to sweep and collect a large variety of materials such as mud, grain, slurry, aggregate and equine waste.

### Powergrab.

The improved traditional tool for the stock farmer, these well-proven units are available in a range of sizes with options of forged or Hardox tines.



### Grain pusher.

Used to make optimum use of grain store capacity, the grain pusher has a 2286mm (90in) blade and uses a tubular frame for strength and minimum weight. Especially useful for operating over above-floor drying ducts. No flat surfaces allows free fall of grain.



### Grass forks.

Designed specifically for handling large volumes of grass for silage work, they feature a rear spill guard and hard wearing Hardox tines.



## LIVELINK, WORK SMARTER.

**JCB LIVELINK IS AN INNOVATIVE SOFTWARE SYSTEM THAT LETS YOU MONITOR AND MANAGE YOUR MACHINES REMOTELY – ONLINE, BY EMAIL OR BY MOBILE PHONE.**

### **Productivity and cost benefits –**

Machine location information can improve fleet efficiency and you may even enjoy reduced insurance costs courtesy of the added security that LiveLink brings.

*Note: Please consult your local dealer for LiveLink availability*



**Maintenance benefits –** Accurate hours monitoring, maintenance history records, critical machine alerts and service alerts improve maintenance planning.

**Security benefits –** Real-time geofencing lets you set operating zones and curfew alerts that tell you when your machinery outside of pre-determined times. Location information helps you store machines safely.

## VALUE ADDED.

**JCB'S WORLDWIDE CUSTOMER SUPPORT IS FIRST CLASS. WHATEVER YOU NEED AND WHEREVER YOU ARE, WE'LL BE AVAILABLE QUICKLY AND EFFICIENTLY TO HELP MAKE SURE YOUR MACHINERY IS PERFORMING TO ITS FULL POTENTIAL.**



1

**1** Our Technical Support Service provides instant access to factory expertise, day or night, while our Finance and Insurance teams are always on hand to provide fast, flexible, competitive quotes.

JCB Assetcare offers comprehensive extended warranties and service agreements, as well as service-only or repair and maintenance contracts. Irrespective of what you opt for, our Maintenance teams around the world charge competitive labour rates, and offer non-obligation quotations as well as fast, efficient insurance repair work.



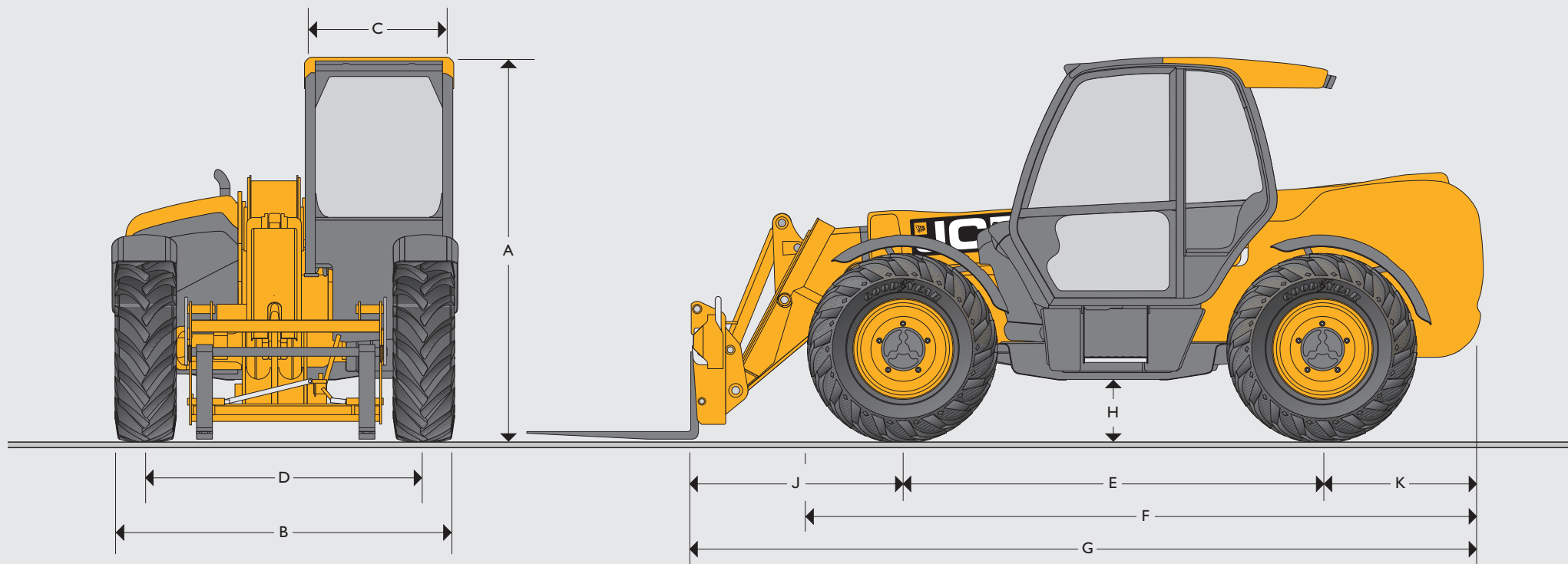
2

**2** The global network of JCB Parts Centres is another model of efficiency; with 16 regional bases, we can deliver around 95% of all parts anywhere in the world within 24 hours. Our genuine JCB parts are designed to work in perfect harmony with your machine for optimum performance and productivity.

*Note: JCB LIVELINK and JCB ASSETCARE may not be available in your region, so please check with your local dealer.*



## STATIC DIMENSIONS



## STATIC DIMENSIONS

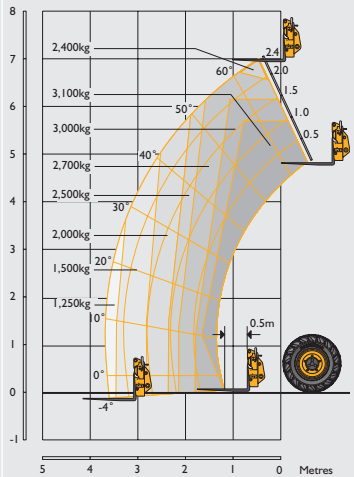
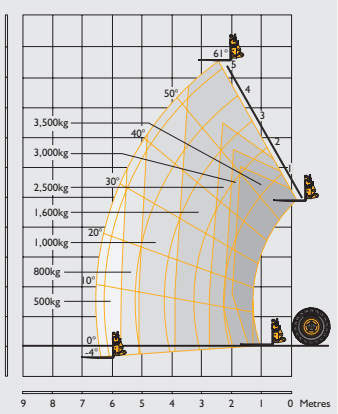
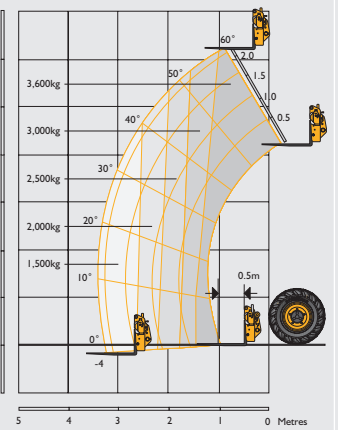
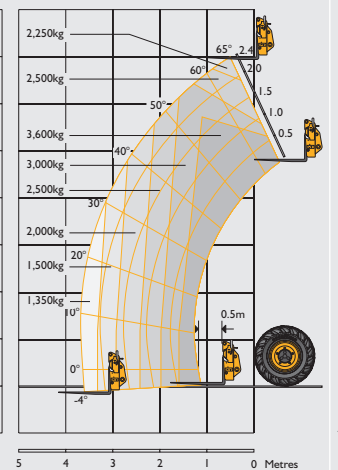
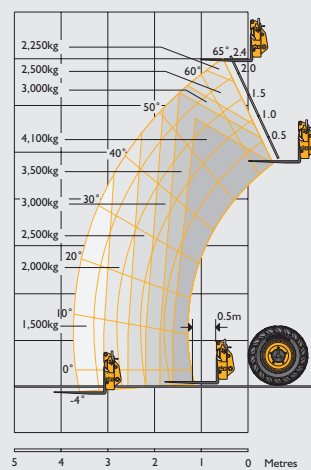
Machine model		531-70	535-95	536-60	536-70LP	536-70	541-70
A Overall height	m	2.49	2.49	2.49	2.33	2.49	2.49
B Overall width (over tyres)*	m	2.34	2.34	2.29	2.24	2.34	2.34
C Inside width of cab	m	0.94	0.94	0.94	0.94	0.94	0.94
D Front track	m	1.81	1.87	1.81	1.81	1.81	1.81
E Wheelbase	m	2.75	2.75	2.75	2.75	2.75	2.75
F Overall length to front tyres	m	4.38	4.38	4.03	4.38	4.38	4.38
G Overall length to front carriage	m	4.99	4.99	4.55	4.99	4.99	4.99
H Ground clearance	m	0.4	0.4	0.4	0.4	0.4	0.4
Outside turn radius (over tyres)	m	3.7	3.7	3.7	3.7	3.7	3.7
Carriage rollback angle	degrees	42.6	41	42.6	42.6	42.6	42.6
Carriage dump angle	degrees	37.5	24	42.5	37.5	37.5	37.5
Weight	kg	7220	8700	7150	8080	8240	8220
Tyres		460/70 R24	460/70 R24	460/70 R24	460/70 R24	460/70 R24	460/70 R24

Machine shown with optional roof mounted air conditioning fitted on AGRI Plus, AGRI Super and AGRI Pro.

\*Dependant upon tyre specified.



LIFT PERFORMANCE

Machine model		531-70	535-95	536-60	536-70/536-70LP	541-70
						
Maximum lift capacity	kg	3 100	3 500	3 600	3 600	4 100
Lift capacity to full height	kg	2 400	1 600	3 600	2 250	2 250
Lift capacity at full reach	kg	1 250	500	1 500	1 350	1 500
Lift height	m	7	9.5	6.2	7	7
Reach at maximum lift height	m	0.48	2.43	0.87	0.48	0.48
Maximum forward reach	m	3.7	6.52	3.3	3.7	3.7
Reach with 1 tonne load	m	3.7	5.08	3.3	3.7	3.7
Placing height	m	6.3	8.78	5.42	6.3	6.3

Complies with stability test EN 1459 Annex B.

ENGINE

Machine model		531-70	531-70 / 535-95 / 536-60 / 536-70LP / 536-70 / 541-70	531-70 / 535-95 / 536-60 / 536-70LP / 536-70 / 541-70	531-70 / 535-95 / 536-60 / 536-70 / 541-70
Emissions level		Tier 4 Final / Stage IV	Tier 4 Final / Stage IV	Tier 4 Final / Stage IV	Tier 4 Final / Stage IV
Model		AGRI Smart Power	AGRI	AGRI Plus / AGRI Super	AGRI Pro
Manufacturer		JCB	JCB	JCB	JCB
Displacement	ltr	4.4	4.4	4.4 / 4.8	4.8
No. of cylinders		4	4	4	4
Bore size	mm	103	103	103 / 106	106
Stroke	mm	132	132	132 / 135	135
Aspiration		Turbocharged cooled	Turbocharged cooled	Turbocharged cooled	Turbocharged cooled
<b>Power rating</b>					
Power @ 2200rpm	kW (hp)	55 (74)	81 (109)	93 (125) / 108 (145)	108 (145)
<b>Torque rating</b>					
Torque @ 1500rpm	Nm	400 @ 1300rpm	516	550 / 560	560
After treatment		-	SCR & DEF	SCR & DEF	SCR & DEF



**AGRI**

**AGRIPLUS**

**AGRISUPER**

**AGRIPRO**

OPTIONS				
Model	531-70, 535-95, 536-60, 536-70, 536-70LP, 541-70	531-70, 535-95, 536-60, 536-70LP, 536-70, 541-70	531-70, 535-95, 536-60, 536-70LP, 536-70, 541-70	531-70, 535-95, 536-60, 536-70, 541-70
<b>Engine and gearbox</b>				
55kW / 74hp (531-70 & 536-60 only)	●	–	–	–
81kW / 109hp	●	–	–	–
93kW / 125hp	–	●	●	–
108kW / 145hp	–	○	○	●
33kph Powershift (4-speed)	●	●	–	–
40kph Powershift (4-speed) (incorporating TorqueLock in 4th gear)	●	–	–	–
40kph Autoshift (6-speed), (incorporating TorqueLock in 5th and 6th gear)	–	–	●	–
40kph DualTech Variable Transmission, (combine Hydrostatic and Mechanical Drive with Flexi Mode)	–	–	–	●
<b>Features</b>				
Electrical 2/4WD disconnect	●	●	●	–
Auto 2/4WD disconnect	–	–	–	●
Double acting rear hydraulic auxiliary	●	●	●	–
<b>Smart hydraulics</b>				
Regenerative hydraulics (lower and retract) 535-95 lower only	●	●	●	●
End damping (lift and retract) 535-95 lift only	●	●	●	●
Quick auxiliary venting	●	●	●	●
Bucket control system	●	●	●	●
Auto SmoothRide System (SRS)	○	○	●	●
High flow auxiliary	○	○	○	●
<b>Options</b>				
Twin front auxiliaries	○	○	○	○
Twin rear auxiliaries	○	○	○	○
Seat – air suspension and heated	○	○	○	●
Seat mounted joystick	–	○	●	●
Auto reversing fan	○	○	○	●
Air conditioning	○	○	○	●
2-speed and intermittent wash/wipe	○	○	○	●
Remote centralised rear grease points (7m only)	○	○	○	●
Transmission belly guard kit	○	○	○	●
Limited slip differential in front axle	○	○	○	●
<b>Lighting</b>				
LED work lights – cab (2 front and 2 rear)	○	○	○	–
LED work lights – boom	○	○	○	–
LED rear hitch light	○	○	○	●
360° LED work light package	–	–	–	●
LED interior light	–	–	–	●
LED number plate light	–	–	–	●
LED road light package – front and rear road lights	–	–	–	○
Large bore exhaust	–	–	–	○

Standard ● Optional ○ Not applicable –  
 (Some options are territory dependant)



HYDRAULICS							
		531-70	535-95	536-60	536-70 LP	536-70	541-70
Model		AGRI / AGRI Plus / AGRI Super / AGRI Pro	AGRI / AGRI Plus / AGRI Super	AGRI / AGRI Plus / AGRI Super	AGRI / AGRI Plus / AGRI Super	AGRI / AGRI Plus / AGRI Super / AGRI Pro	AGRI / AGRI Plus / AGRI Super / AGRI Pro
Operating system pressure	bar	241	241	260	260	260	260
Main hydraulics	l/min	140	140	140	140	140	140
Pump		Variable	Variable	Variable	Variable	Variable	Variable
<b>Hydraulic cycle times</b>							
Lift	seconds	4.5	5.6	5.7	5	5	5
Lower	seconds	5.7	6.3	5.7	5.2	5.2	5.2
Extend	seconds	6.7	9.4	5.9	6.7	6.7	6.7
Retract	seconds	5	10	4.8	5	5	5
Bucket dump	seconds	2.9	1.9	2.7	2.9	2.9	2.9
Bucket crowd	seconds	2.3	2.5	2.1	2.3	2.3	2.3

SERVICE CAPACITIES		
Fuel tank	litres	146
Hydraulic tank	litres	113
Coolant	litres	23
Fuel tank 536-70 LP	litres	125
Engine oil sump	litres	14
DEF tank	litres	20.8
DEF tank 536-70 LP	litres	19.3

ELECTRICAL SYSTEM		
System voltage	Volt	12
Alternator	Amp/hour	150
Battery capacity	Amp/hour	220

STANDARD MACHINE FEATURES		
Transmission	AGRI / AGRI Plus	<p><b>JCB Powershift transmission</b> incorporating torque converter, bevel box and a 4 speed Powershift gearbox in one resiliently mounted unit.</p> <p>Operating modes: Manual gear shift incorporated onto the single lever joystick with 4 forward and 4 reverse Powershift gears.</p> <p>Travel speed 74hp: 29kph, 109hp - 125hp: 33kph.</p> <p>Electrical 2/4 wheel drive disconnect.</p> <p>Switchable transmission disconnect on brake pedal.</p>
	AGRI TorqueLock 4 (optional)	<p><b>JCB Powershift transmission</b> incorporating torque converter, bevel box and a 4 speed Powershift gearbox in one resiliently mounted unit.</p> <p>Operating modes: Manual gear shift incorporated onto the single lever joystick with 4 forward and 4 reverse Powershift gears.</p> <p>Travel speed 40kph.</p> <p>Electrical 2/4 wheel drive disconnect.</p> <p>Switchable transmission disconnect on brake pedal.</p>
	AGRI Super	<p><b>JCB Autoshift transmission</b> incorporating torque converter, bevel box and 6-speed powershift gearbox with TorqueLock in 5th and 6th gear in one resiliently mounted unit.</p> <p>Operating modes: Manual and Auto gear shifts incorporated onto the single lever joystick with 6 forward and 4 reverse Powershift gears.</p> <p>Travel speed 40kph.</p> <p>Electrical 2/4 wheel drive disconnect.</p> <p>Auto selection between 4th and 6th gear in Auto mode.</p> <p>Switchable transmission disconnect on brake pedal.</p>
	AGRI Pro	<p><b>JCB DualTech Variable Transmission</b> incorporating bevel box, combining hydrostatic and 3 speed direct drive mechanical Powershift gearbox with Flexi mode in one resiliently mounted unit.</p> <p>Operating modes: Flexi mode, Manual and Auto Drive (D), gear shift incorporated onto the single lever joystick with 1 forward and 1 reverse hydrostatic and 3 forward Powershift gears.</p> <p>Travel speed 40kph.</p> <p>Auto 2/4 wheel drive disconnect</p> <p>Auto selection when in Drive (D) mode.</p> <p>Permanent inching function on the brakes pedal.</p>
Axles	AGRI / AGRI Plus / AGRI Super	<p><b>Front and rear drive:</b> JCB epicyclic hub reduction drive/steer axles with Max-Trac torque proportioning differentials. When 2WD front axle drive.</p>
	AGRI Pro	<p><b>Front and rear drive:</b> JCB epicyclic hub reduction drive/steer axles with Front: Limited Slip Differential (LSD) and Rear: Max-Trac torque proportioning differential. When 2WD rear axle drive.</p>
Brakes		<p><b>Service brakes:</b> Hydraulically activated, self-adjusting, oil-immersed in-board high back-off multi-disc type on front axle. Hydraulically powered service brakes on all model variants. (Agri Pro - Power Brakes).</p> <p><b>Parking brake:</b> SAHR (Spring Applied Hydraulic Release) park brake.</p> <p><b>Trailer brakes:</b> Twin line hydraulic trailer brakes and electronically controlled braking system.</p>
Boom and carriage		<p>Boom is manufactured from high tensile steel.</p> <p>JCB Q-fit self-levelling carriage with lever operated pin locking accepts pallet forks and a wide range of attachments.</p>
Steering		<p>Hydrostatic power steering with power track rods on both axles.</p>

STANDARD MACHINE FEATURES (CONTINUED)		
Deluxe cab		<p>Quiet, safe and comfortable cab conforms to ROPS ISO 3471 and FOPS ISO 3449.</p> <p>Tinted glass all round with laminated front and roof screen. Roof bars, front, rear and roof screen wash/wipe and heater/screen demister.</p> <p>Opening rear window.</p> <p>Audio-visual warning system for coolant temperature, water in fuel, engine oil pressure, air cleaner, battery charge, transmission oil temperature and pressure.</p> <p>Hourmeter and road speed indicator. Engine temperature, fuel gauge and clock.</p> <p>Adjustable steer column with stalk bar forward reverse shuttle.</p> <p>Adjustable deluxe suspension seat with adjacent park brake.</p> <p>Automatic eye level audio-visual load moment indicator warning system receiving a signal from a load sensor on the rear axle. This system continuously monitors the machine's forward stability and leaves the operator in control at all times.</p>
Hydraulic controls:	AGRI / AGRI Plus	<p>Cab mounted single lever servo joystick, incorporating forward/neutral/reverse, with progressive extend/retract and auxiliary incorporating constant flow facility.</p>
	AGRI Super / AGRI Pro	<p>Seat mounted single lever servo joystick, incorporating forward/neutral/reverse, with progressive extend/retract and auxiliary incorporating constant flow facility.</p>
Options and accessories		<p>Work lighting, rotating flashing beacon, fire extinguisher, Traction, Floation and Ag Industrial tyre tread patterns, windscreen and roof guard, front and roof screen blind, radio kit, clean air kit, towing facility with trailer lighting package, carriage options available – contact your local dealer.</p>

(Note – some options are territory dependant)





**ONE COMPANY, OVER 300 MACHINES.**

Your nearest JCB dealer

**AGRI LOADALL** 531-70/535-95/536-60/536-70LP/536-70/541-70

Gross power: 81kW/109hp – 108kW/145hp

Lift capacity: 3,100kg – 4,100kg Lift height: 6.2m – 9.5m

JCB Agriculture, Rokester, Staffordshire, United Kingdom ST14 5JP.

Tel: +44 (0)1889 590312 Email: [salesinfo@jcb.com](mailto:salesinfo@jcb.com)

Download the very latest information on this product range at: [www.jcb.com](http://www.jcb.com)

©2015 JCB Sales. All rights reserved. No part of this publication may be reproduced, stored in a retrieval system, or transmitted in any form or by any other means, electronic, mechanical, photocopying or otherwise, without prior permission from JCB Sales. All references in this publication to operating weights, sizes, capacities and other performance measurements are provided for guidance only and may vary dependant upon the exact specification of machine. They should not therefore be relied upon in relation to suitability for a particular application. Guidance and advice should always be sought from your JCB Dealer. JCB reserves the right to change specifications without notice. Illustrations and specifications shown may include optional equipment and accessories. The JCB logo is a registered trademark of J C Bamford Excavators Ltd.

9999/5935 07/17 en-GB Issue 3 (T4)

