

NEW



MINI EXCAVATOR | 18Z-1/19C-1/19C-1 EP

Transport weight: 1755-1868kg Net engine power: 10.8kW



CHOOSING A COMPACT EXCAVATOR JUST GOT TOUGHER



CHOOSE TOUGH.

THE NEW GENERATION JCB MINI EXCAVATORS HAVE BEEN DESIGNED AND BUILT TO WITHSTAND THE TOUGHEST OF JOB SITES. WITH LONG-LASTING COMPONENTS AND EASY, COST EFFECTIVE REPAIRS, THEY PROVIDE MINIMUM DOWNTIME AND MAXIMUM PROFITS.

Designed to last.

1 Full width rear cast counterweight gives full protection against site damage.

All hydraulic components are assembled within a hydraulic clean room and go through multi-stage hot tests and oil detection processes to ensure reliability.

Improved dig end pins with ARCO coating protects pins against corrosion, helping towards reduced cost of ownership.

2 State of the art manufacturing processes to achieve ultimate build quality, reliability, durability, service life and machine uptime. Our in-house paint process is a case in point, guaranteeing quality and lasting protection.

3 The standard heavy-duty kingpost optimises service life and lowers the cost of ownership due to the durable re-bushable pivots.

4 The top mounted boom ram reduces the risk of damage on site, for instance when loading dumpers.

5 Hoses are routed through the boom, dipper and kingpost for ultimate durability. All three models use O-ring faced seal hydraulics which provides excellent sealing capabilities.



100% steel bodywork that withstands knocks but is cost effective to repair.



Strong and durable.

6 The 18Z is JCB's first zero tailswing model within its class, it protects the machine and surrounding environment from accidental damage.

7 Solid cast rear door for maximum impact resistance compared to glass reinforced plastic.

8 Three single flanged bottom rollers allied with short pitch tracks ensures a smooth ride. Long pitch rubber or steel tracks are optional for more arduous applications.

9 The strong, durable H frame undercarriage provides rigid support with an open design allowing spoil to fall readily preventing excessive component wear.

For ultimate rigidity, the extending undercarriage beams are constructed from 25mm solid steel plate.



CHOOSE EASY.

MOST JOBS ARE HARD ENOUGH WITHOUT THE ADDED STRESS OF DIFFICULT AND FREQUENT SERVICING, HARD TO REACH CLEANING AND OF COURSE UNCOMFORTABLE OPERATING CONDITIONS. THAT'S WHY WE'VE JUST MADE THEM EASY.

Making life easy.

Easy pre-start checks allows you to check fluid oil levels whilst an analogue hour meter gives you quick and easy viewing without having to turn the machine on.

Standard two speed tracking is operated by a button on the dozer. Auto kick down is standard on the 19C-I EP and optional on the 18Z-I and 19C-I.

New right hand positioned panel with easy button functions, easy to read indicators and warnings allow the operator to always be aware of the machines status as well as potential risks.

Electro proportional control as standard on the 19C-I EP enables new finer control through an auxiliary thumb switch to allow for precision control of attachments.



All new valve block, spools and floor controls allow for fine control and smooth operation for even the less experienced operator, increasing productivity.

Supporting productivity.

180° opening bi-fold service door to access all cleaning and maintenance points with a separate, daily checks door.

Our hydraulic system allows you to travel in a straight line at the same time as selecting excavator functions, increasing productivity.

Spacious cab with large door entry, excellent visibility and intuitive controls. 24% bigger than the previous model. Easily accessible external lockable fuel tank provides extra security.



CHOOSE SIMPLE.

DESIGNED TO SIMPLY GET ON WITH WORKING, THE NEW GENERATION MINIS ARE ALL DESIGNED WITH YOUR PROFITS IN MIND. WITH A SIMPLE, CLASSIC DESIGN, LOW COST MAINTENANCE AND EASY REPAIRS EQUALS MACHINES TAILORED TO YOUR NEEDS, WHY CHOOSE ANYTHING ELSE?

Bucket rotation is a huge 201°, offering great spoil retention during truck loading, providing total versatility. Dipper lengths are 950mm, 1100mm and 1344mm.



User-friendly environment.

1 Large glass area gives increased visibility. 70/30 split line and clear joining split gives perfect visibility down to the dozer blade.

2 Flat glass which is easier to replace and more cost effective than curved options, with the added benefit of sun reflecting tinted glass for operator comfort.

3 The 19C-1 EP boasts new Instrumentation with an integrated membrane switch immobiliser pad.

4 Improved 2 speed heater with three multi-positioned vents for ultimate operator comfort.



Ultimate convenience.

5 Graphite impregnated bushes with industries lowest greasing intervals of 500 hours, means no need for daily greasing.

6 Hydraulic connections reduced along with increased straight hoses and combined control valves; all deliver improved hydraulic efficiency and reduced component complexity.

Premium or rental specifications to help choose the right machine. Zero tailswing or Conventional tailswing plus cab or canopy options across the range.



7 Reduced minimum front swing radius for a compact machine that can tuck up to work in the tightest of conditions without compromise to load over height.



CHOOSE QUICK.

WHEN TIME IS MONEY AND GETTING FROM THE LAST JOB TO THE NEXT JOB QUICKER IS A HUGE ADVANTAGE, THE NEW GENERATION MINIS DON'T HANG ABOUT. QUICK CLEANING, TRANSPORTING AND ATTACHMENT CHANGES ALL ADD UP TO BIGGER PROFITS FOR YOU.


Ultimate versatility.

- 1 Industry standard bucket centres and pin sizes (30mm) for maximum attachment versatility.
- 2 Factory ready hydraulic quick hitch circuit on the 19C-1 EP allows the operator to switch between attachments quickly and safely.
- 3 Choose from JCB's range of specially designed attachments. They provide ultimate performance, full JCB warranty compliance, and optimum fit and operation. Dual hydraulic flow is available as an option.



Low cost of ownership.

- 4 New dig end geometry allows the machines to load dumpers without the need to re-position speeding up arduous jobs on site.
- 5 Sloping undercarriage track legs gives minimal soil retention and enables fast cleaning.
- 6 The new dozer geometry allows the blade to become free of material build up. With easy to use swing out dozer wing extensions, there's no need for any tools for operation.
- 7 No daily greasing with easy to access maintenance and cleaning means quicker turnaround times.
- 8 With low operating weights, the 18Z-1, 19C-1 and 19C-1 EP can be easily towed to wherever they're needed.
- 9 10 tie down and lifting points ensure compliant, speedy machine transportation.



SAFE & SECURE.

WORKING QUICKER IS ALSO ABOUT WORKING SMARTER. AS WORKING CONDITIONS BECOME MORE AND MORE RESTRICTED, SAFETY BECOMES MORE AND MORE IMPORTANT. JCB HAS ALWAYS BEEN AT THE FOREFRONT OF SITE SAFETY AND PROVIDES INNOVATIVE WAYS TO IMPROVE IT.

Work smart.

1 The new cabs are fully ROPS and FOPS compliant, for increased protection laminated glass is available as an option.

2 All services, including tracking and dozer, are isolated when the control pod is raised as an additional safety precautionary measure.

3 Lift overload audible warning system on the 19C-1 EP ensures maximum stability and safety when working efficiently.

4 A lockable internal toolbox provides safe tool storage on all models.

Optional operator presence and seat belt isolation switches for increased on site safety.



Safely does it.

1 Optimum seat position with large glass area and bodywork design combine to give excellent all round visibility for increased on site safety. As a result, the 18Z-1, 19C-1 and 19C-1 EP do not require mirrors to meet EU regulations.

2 JCB's unique 2GO system gives an additional layer of safety meaning all controls are fully isolated unless the 2GO button is activated.

For increased safety, there is a Thatcham approved immobiliser*, eliminating the possibility of an unauthorised start. Having the software system Liveline and Datatag* on the minis, will allow you to set a geofence and machine working restrictions.

A key benefit of the Liveline and immobiliser combination is the remote pin code management system, which allows you to remotely authorise or deny the usage of the machine. Up to 14 individual pin codes can be programmed into the system, offering the option to customise operator preferences by embedding a separate auxiliary mode in each code (19C-1 EP only).

* Region specific.



Optional green beacon warning light and high visibility seatbelts available to those wishing to increase on-site safety measures.



LIVELINK, WORK SMARTER.

LIVELINK IS AN INNOVATIVE SOFTWARE SYSTEM THAT LETS YOU MANAGE JCB MACHINES REMOTELY – ONLINE, BY EMAIL OR BY MOBILE PHONE. ACCESS EVERYTHING FROM MACHINE ALERTS TO HISTORY INFORMATION, WITH ALL DATA STORED AT A SECURE CENTRE.

Productivity and cost benefits

By providing information like machine location, LiveLink can help improve efficiency and perhaps even reduce insurance costs.



LIVELINK



Maintenance benefits

Manage machine maintenance easily – accurate hours monitoring and service alerts improve maintenance planning, while real-time location data helps you manage your fleet. Critical machine alerts and maintenance history records are also available.



Security benefits

LiveLink's real-time geofencing alerts tell you when machines move out of predetermined zones, and real-time curfew alerts inform you of unauthorised usage. Further benefits include real-time location information, advanced ECU matching (pairs LiveLink with the immobiliser or ECU), and PIN code management (to remotely authorise usage – perfect for plant hire).



VALUE ADDED.

JCB'S WORLDWIDE CUSTOMER SUPPORT IS FIRST CLASS. WHATEVER YOU NEED AND WHEREVER YOU ARE, WE'LL BE AVAILABLE QUICKLY AND EFFICIENTLY TO HELP MAKE SURE YOUR MACHINERY IS PERFORMING TO ITS FULL POTENTIAL.

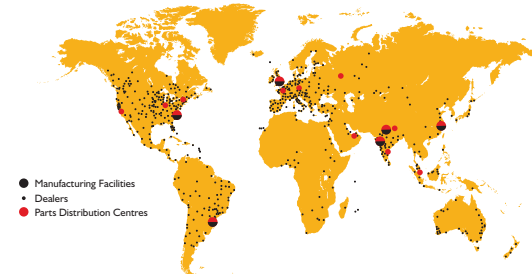


1 Our Technical Support Service provides instant access to factory expertise, day or night, while our Finance and Insurance teams are always on hand to provide fast, flexible, competitive quotes.

2 The global network of JCB Parts Centres is another model of efficiency: with 16 regional bases, we can deliver around 95% of all parts anywhere in the world within 24 hours. Our genuine JCB parts are designed to work in perfect harmony with your machine for optimum performance and productivity.



3 JCB Assetcare offers comprehensive extended warranties and service agreements, as well as service-only or repair and maintenance contracts. Irrespective of what you opt for, our maintenance teams around the world charge competitive labour rates, and offer non-obligation quotations as well as fast, efficient insurance repair work.



Note: JCB LIVELINK and JCB ASSETCARE may not be available in your region, so please check with your local dealer.

SPECIFICATION

18Z-1/19C-1/19C-1 EP MINI EXCAVATOR

STATIC DIMENSIONS



Machine model	18Z-1	19C-1	19C-1 EP
A Sprocket idler centres	mm 1218	1218	1218
B Track length on ground	mm 1220	1220	1220
C Undercarriage overall length - rubber	mm 1578	1578	1578
D Kingpost clearance	mm 1578	1578	1578
E Takeup radius	mm 409	409	409
F Overall width of superstructure	mm 685	1103	1103
G Height over cab	mm 996	996	996
H Height over canopy	mm N/A	2328	2328
I Ground clearance	mm 2340	2345	2345
J Track gauge - retracted/extended	mm 162	162	162
K Width over tracks / rubber / steel - retracted	mm 750-1110	750-1110	750-1110
L Width over tracks / rubber / steel - extended	mm 980	980	980
M Transport length	mm 1330	1330	1330
N Track height	mm 3547	3860	3862
O Track height	mm 367	367	367
P Counterweight clearance	mm 434	434	434

ENGINE

Machine model	18Z-1, 19C-1, 19C-1 EP
Model	403D-07
Fuel	Diesel
Cooling	Water cooled
Gross power ISO 14396	kW 11.7 @ 2550 rpm
Net power	kW 10.8 @ 2550 rpm
Max. torque ISO 14396	Nm 45.6 @ 2000 rpm
Displacement	cc 762
Gradeability	degrees 35°
Starter motor	kW 1.2
Battery	volt / amps 12V / 65AH
Alternator	amps (aircon) 60

UNDERCARRIAGE

Machine model	18Z-1	19C-1	19C-1 EP
	Retractable	Retractable	Retractable
No. of bottom rollers	3	3	3
Track width rubber	mm 230	230	230
Track width steel	mm 230	230	230
Travel speed - low	kph 2.4	2.4	2.4
Travel speed - high	kph 4.1	4.1	4.1
Tractive effort	kN 13.2	13.2	13.2

HYDRAULIC SYSTEM

Machine model	18Z-1	19C-1	19C-1 EP
Pump	cc 18	18	18
Nominal output @ 2000rpm	lpm 36	36	36
Excavator/track main relief pressure	bar 235	235	235
Slew main relief pressure	bar 167	167	167
Auxiliary hydraulic pressure (Aux 1)	bar 200	200	200
Auxiliary hydraulic pressure (Aux 2)	bar N/A	N/A	200
Auxiliary hydraulic flow (Aux 1)	lpm 32	32	32
Auxiliary hydraulic flow (Aux 2)	lpm N/A	N/A	32
Hydraulic pump	Piston	Piston	Piston

WEIGHTS

Machine model	18Z-1	19C-1	19C-1 EP
	Canopy	Canopy	Cab
Operating weight*	kg 1749	1830	1910
FOPS (Falling Object Protective Structure) guard	kg N/A	N/A	15
Steel tracks	kg 81	81	81
Long dozer	kg 9	9	9
Mechanical quickhitch	kg 14	14	14
Hydraulic quickhitch (without hoses)	kg N/A	N/A	24
Gravemaster dipper	kg N/A	N/A	5
Shipping weight**	kg 1655	1736	1816
Ground bearing pressure (rubber tracks)	kg/cm² 0.33	0.35	0.36
Ground bearing pressure (steel tracks)	kg/cm² 0.35	0.36	0.38
Transport weight (operator weight - 75kg)	kg 1674	1755	1835

*Operator weight to ISO 6016 including cab/canopy, rubber tracks, 950 dipper (19C-1 & 18Z-1), 1100 dipper (19C-1 EP), 300mm bucket, full tanks and a 75kg operator. **Shipping weight to ISO 6016 is mass of the base machine without operator, with fuel level at 10% of tank capacity.

SERVICE CAPACITIES

Machine model	18Z-1	19C-1	19C-1 EP
Fuel tank	litr 20.5	18.5	18.5
Engine coolant	litr Canopy model: 4.2	Canopy model: 4.2	Canopy model: 4.2
Engine oil	litr 2.5	2.5	2.5
Hydraulic system	litr 28	28	28
Hydraulic tank	litr 15	15	15

OPERATOR ENVIRONMENT

Machine model	18Z-1	19C-1	19C-1 EP
Cab/canopy height	mm 2346	2330 / 2347	2330 / 2347
Cab/canopy height with FOGS guard LEVEL 1	mm 2346	2349 / 2347	2349 / 2347
Cab/canopy length with FOGS guard LEVEL 1	mm 1107	1236 / 1427	1236 / 1427
Cab/canopy length	mm 1107	1202 / 1427	1202 / 1427
Cab/canopy width	mm 978	976 / 978	976 / 978

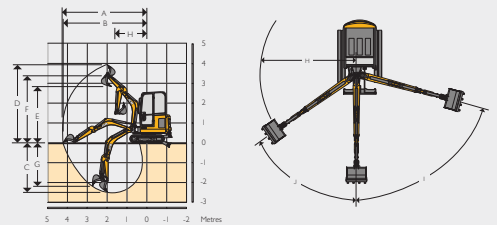
DOZER

Machine model	18Z-1	19C-1	19C-1 EP
Dozer length (STD) centre of boss	mm 787	787	787
Max. height above ground	mm 239	239	239
Dig depth below ground	mm 225	225	225
Approach angle	degrees 25.3	25.3	25.3
Width (without wings)	mm 980	980	980
Width (with wings)	mm 1340	1340	1340
Height	mm 234	234	234

18Z-1/19C-1/19C-1 EP MINI EXCAVATOR

SPECIFICATION

WORKING RANGE



	18Z-1 / 19C-1 / 19C-1 EP (950mm Dipper)	18Z-1 / 19C-1 / 19C-1 EP (1100mm Dipper)	19C-1 EP (1344mm Gravemaster Dipper)
Boom length	mm 1800	1800	1800
A Max. digging reach	mm 3899	4043	4247
B Max. digging reach on ground	mm 3834	3981	4220
C Max. digging depth - dozer up	mm 2271	2421	2665
D Max. digging depth - dozer down	mm 2426	2576	2819
E Max. digging height	mm 3556	3667	3847
F Max. dump/load-over height	mm 2598	2637	2818
G Max. height to dipper nose pivot pin	mm 3116	3154	3335
H Max. vertical wallcut depth	mm 1933	2139	2375
I Min. front swing radius (no offset)	mm 1488	1517	1565
J Min. front swing radius (fully offset)	mm 1171	1196	1236
Boom swing left	degrees 75°	75°	75°
Boom swing right	degrees 55°	55°	55°
Bucket rotation	degrees 201°	201°	201°
Dipper rotation	degrees 126°	126°	126°
Bucket tearout (power position)	kN 18	18	18
Dipper tearout	kN 10.1	9.1	7.9
Slew speed	rpm 7.9	7.9	7.9

SPECIFICATION

18Z-1/19C-1/19C-1 EP MINI EXCAVATOR

EQUIPMENT

Machine model	18Z-1	19C-1	19C-1 EP	Machine model	18Z-1	19C-1	19C-1 EP
SERVICE AND MAINTENANCE				PROTECTION AND SAFETY			
Beacon ready kit	•	•	•	ROPS, TOPS & FOGS certified canopy	•	•	•
Single element air cleaner	•	•	•	ROPS & TOPS certified cab		+	+
500 hours dig end greasing intervals	•	•	•	Internal lockable toolbox	•	•	•
Grease gun & cartridge	+	+	+	Protected boom work light	•	•	•
Toolkit	+	+	+	2GO hydraulic isolation	•	•	•
Automatic glow plug			+	Cesar Data Tag (UK ONLY)	•	•	•
				Battery isolator (Europe)	•	•	•
				Rotating beacon	+	+	+
TRACKS AND UNDERCARRIAGE				Seat belt engaged green beacon	+	+	+
230mm short pitch rubber tracks	•	•	•	LiveLink	+	+	+
Two speed tracking	•	•	•	Pin pad immobiliser	+	+	+
Retractable undercarriage	•	•	•	Key immobiliser	+	+	+
Extendable dozer blade	•	•	•	Polycarbonate front screen protection	+	+	+
Auto kick down track motors			•	Boom LED worklight & guard	+	+	+
Heavy duty recoiled tracked tensioners	•	•	•	FOGS guard level 1	•	+	+
230mm long pitch rubber tracks	+	+	+	White noise travel alarm	+	+	+
230mm steel tracks	+	+	+				
Long dozer blade	+	+	+				
Auto kick down track motors	+	+					
				EXTERNAL EQUIPMENT			
				Standard dipper (mm)	950	950	1100
				Tire-down points	•	•	•
				LED beacon	+	+	+
				Dipper options (mm)	1100	1100	950/344
OPERATOR STATION				Halogen work lights	+	+	+
Full audio visual warning systems	•	•	•	Heavy duty kingpost	•	•	•
Full control isolation	•	•	•	Exterior mirrors	+	+	+
12 volt power socket	•	•	•	Full bucket range	+	+	+
ISO servo controls	•	•	•	Mechanical quick hitch	+	+	+
Static seat	•	•	•	Hydraulic quick hitch			+
Electro-proportional thumb controlled dual flow auxiliary			+	Thumb ready dipper	+	+	+
Dual patterned control (ISO/SAE changeover)	+	+	+				
Fabric suspension seat		+	+				
Vinyl suspension seats	+	+	+				
LED interior lights		+	+				
Sunblind	+	+	+				
Fire extinguisher	+	+	+				
Track lever pedals	+	+	+				
Full radio kit		+	+				
HYDRAULICS							
Hydraulic slew travel lock	•	•	•				
Single acting auxiliary circuit	•	•	•				
Variable displacement pump	•	•	•				
Straight line travel circuit	•	•	•				
CRFS hydraulics	•	•	•				
Quick release auxiliary couplers	•	•	•				
Double acting auxiliaries	+	+	+				
Auxiliary vent			+				

STANDARD •
OPTIONAL +

18Z-1/19C-1/19C-1 EP MINI EXCAVATOR

SPECIFICATION

LIFT CAPACITIES – 230MM RUBBER TRACKS, 1800MM BOOM, 1000MM DIPPER, NO BUCKET.

Load Point:	1.5m				2.0m				2.5m				3.0m				3.5m				Capacity at maximum reach				18Z-1
Height	Extended	Retracted	Door Up	Door Down	Extended	Retracted	Door Up	Door Down	Extended	Retracted	Door Up	Door Down	Extended	Retracted	Door Up	Door Down	Extended	Retracted	Door Up	Door Down	Extended	Retracted	Door Up	Door Down	Distance
m	kg	kg	kg	kg	kg	kg	kg	kg	kg	kg	kg	kg	kg	kg	kg	kg	kg	kg	kg	kg	kg	kg	kg	kg	mm
2.5					387*	164	398*	304*	336*	155	313*	351*													2690
2.0					379*	159	390*	329*	331*	255*	311*	315*	218	115	245*	420*									3000
1.5	751*	305	827*	950*	364*	151	374*	426*	383*	143	370*	400*	221	107	257*	386*									3300
1.0	714	207	529	976*	452*	185	535*	621*	293	136	279	492*	263	97	215	424*	203*	80	170	364	203*	170	364*	80	3500
0	458	171	446	932*	357	146	350	733*	401	100	242	541*	202	95	195	411*									3400
-0.5	615	161	438	835*	327	125	314	631*	274	99	241	484*	197	100	197	359*									3250
-1.0	392	209*	402	686*	263	125	287	555*	212	106	221	403*	183	92	196	298*									3000
-1.5	396	214	406	464*	269	128	292	383*	269																2200

LIFT CAPACITIES – 230MM RUBBER TRACKS, 1800MM BOOM, 950MM DIPPER, NO BUCKET.

Load Point:	1.5m				2.0m				2.5m				3.0m				Capacity at maximum reach								19C-1
Height	Extended	Retracted	Door Up	Door Down	Extended	Retracted	Door Up	Door Down	Extended	Retracted	Door Up	Door Down	Extended	Retracted	Door Up	Door Down	Extended	Retracted	Door Up	Door Down	Extended	Retracted	Door Up	Door Down	Distance
m	kg	kg	kg	kg	kg	kg	kg	kg	kg	kg	kg	kg	kg	kg	kg	kg	kg	kg	kg	kg	kg	kg	kg	kg	mm
2.5									401*	270	404*	420*					401*	270	404*	420*					2500
2.0									372*	363*	376*	396*	404*	224	392*	412*	404*	224	392*	412*					3000
1.5					465	439*	479*	506*	432*	278	445*	460*	398*	211	397*	417*	367*	188	371*	394*					3250
1.0	942*	496	952*	987*	698	380	694*	732*	522*	280	524*	550*	430*	228	430*	451*	296	187	316	396*					3400
0.5	718*	443	766	985*	599	348	617	806*	437	275	443	585*	343	214	363	460*	286	191	303	378*					3300
0	840*	463	902*	885*	573	349	581	753*	435	269	449	586*	346	215	346	437*	346*	189	361*	363*					3300
-0.5	856*	410	799*	820*	642	306	606*	634*	505*	258	452*	463*	385*	204	345*	345*	323*	197	313*	318*					3250
-1.0	616*	403	668*	668*	509	302	518*	518*	383*	251	372*	372*					296*	231	295*	294*					2900
-1.5					403*	298	413*	308*									330*	252*	338*	252*					2230

LIFT CAPACITIES – 230MM RUBBER TRACKS, 1800MM BOOM, 1000MM DIPPER, NO BUCKET.

Load Point:	1.5m				2.0m				2.5m				3.0m				3.5m				Capacity at maximum reach				19C-1 EP
Height	Extended	Retracted	Door Up	Door Down	Extended	Retracted	Door Up	Door Down	Extended	Retracted	Door Up	Door Down	Extended	Retracted	Door Up	Door Down	Extended	Retracted	Door Up	Door Down	Extended	Retracted	Door Up	Door Down	Distance
m	kg	kg	kg	kg	kg	kg	kg	kg	kg	kg	kg	kg	kg	kg	kg	kg	kg	kg	kg	kg	kg	kg	kg	kg	mm
2.5					520*	417	540*	439*	332*	319*	292*	301*													2690
2.0					564*	410	586*	476*	334*	321*	297*	311*	373*	219	341	357*									3000
1.5					615*	396	634*	615*	402*	298	375*	392*	385*	220	356	375*	296	181	281	349*					3300
1.0	689*	430	837	962*	644*	407	613*	644*	494*	286	461*	482*	395*	218	380	398*	274	170	264	336*					3500
0.5	665	417	789	986*	591	359	634	812*	451	273	454	575*	339	209	390	433*	267	165	272	344*					3500
0	780	490	795	958*	566	359	599	769*	424	267	439	552*	257	205	353	438*									3400
-0.5	918*	494	902*	920*	673*	359	590	724*	492*	272	432	532*	371*	214	378	392*									3250
-1.0	701*	479	705*	788*	551*	350	559*	596*	424*	266	421*	442*	290*	248*	323*	334*									3000
-1.5	512*	476	480*	527*	460*	360	412*	428*																	2200

4. Lift capacity over front.

1. Lift capacity full circle.

Notes:

- Lifting capacities are based on ISO 10567, that is 75% of minimum tipping load or 87% of hydraulic lift capacity, whichever is the less. Lifting capacities marked* are based on hydraulic capacity.
- Lift capacities assume that the machine is on firm level ground and equipped with an approved lifting point.
- A bucket must be fitted when lifting, the weight of this bucket must be deducted from the above lift capacities.
- Lift capacities may be limited by local regulations. Please refer to your dealer.



ONE COMPANY, OVER 300 MACHINES.

Your nearest JCB dealer

Mini Excavator 18Z-1/19C-1/19C-1 EP

Transport weight: 1755-1868kg Net engine power: 10.8kW

JCB Sales Limited, Rocester, Staffordshire, United Kingdom ST14 5JP.

Tel: +44 (0)1889 590312 Email: salesinfo@jcb.com

Download the very latest information on this product range at: www.jcb.com

©2009 JCB Sales. All rights reserved. No part of this publication may be reproduced, stored in a retrieval system, or transmitted in any form or by any other means, electronic, mechanical, photocopying or otherwise, without prior permission from JCB Sales. All references in this publication to operating weights, sizes, capacities and other performance measurements are provided for guidance only and may vary dependant upon the exact specification of machine. They should not therefore be relied upon in relation to suitability for a particular application. Guidance and advice should always be sought from your JCB Dealer. JCB reserves the right to change specifications without notice. Illustrations and specifications shown may include optional equipment and accessories. All images are correct at time of print. The JCB logo is a registered trademark of J C Bamford Excavators Ltd.

